


TECHNIC FIRST

Professional Electric Rolling Door Motor Manufacturer




Convex Design

- Less Noisy While Operating
- Easy To Operate & Weld




Frequency Range: 280~450MHZ

- Electric Roller Door Remote Controller




- KS-300 300 Kilo 1/4HP
- KS-400 400 Kilo 1/3HP
- KS-500 500 Kilo 1/2HP
- KS-700 700 Kilo 3/4HP
- KS-1000 1000 Kilo 1HP



Slot-type

(Chain & Gear Assembled)



Chain-type

(Bracket & Chain Self-assemble)

The characteristics of the new design

1. Heat protection and safe security

The motor itself has precise heat reconnoitered machine. When it's out of work, it will cut the power automatically to keep the door and motor from damaging.

2. The gear preventing opposite running and handed -operation gear

The product has the gear preventing opposite running to avoid artificial mistake and the scrolling door running opposite. Besides, it can fall automatically or be risen by pulling chains in the power failure; operating easily and quickly.

3. Security gear and operated explanation

There is an electric butterfly brake in the product. The chain plate will totally brake away from the motor while running and it can't start the motor to prevent the operated mistake until the machine stops.

4. The gear preventing folding and running opposite

When it falls automatically and is blocked, it won't fold and run opposite to damage the door.


5. Sealing to keep from dust and revolving silently

The whole machine for opening and closing seals up. Besides, it has the equipment that can prevent the dropping and dust. Running quietly.

6. Easy to operate and no action mistake

Operating the rise and fall or stop of scrolling door easily. The product has the switch of the brake limitation and of the automatic fall. If you press the opposite direction button unaware while running, the motor won't run in the opposite direction.

PVC Fast Rolling Door



DESCRIPTION	Width/Height limited 4000mm~9000mm	
OUTSIDE SIZE	width: open size +300mm (frame) height: open size +490mm (fame) machine thickness: 400mm	
MACHINE SPECIFICATION	DC Motor	220V 1 HP, 2 HP
	Speed:	power 0.4 Kw 1.5M/sec. adjustable
CLOTH: MATERIAL	Polyester with PVC coating, fireproof, dustproof, Ant static electricity etc.	
CONTROL UNIT	Microwave sensor, infrared safety sensor.	
OPTION UNIT	Push button switch, pull rope switch, remote control switch, Warning & Siren.	